



# Max Fire



## Operating Instructions



**T A B**

**A U S T R I A**

Industrie- und Unterhaltungs-  
elektronik GmbH & CoKG



We thank you for choosing

# Max Fire

in preference to the vast number of other amusement vending machines available on the market.

To gain satisfactory use from your Max Fire, please read the operating instructions thoroughly.

Please store this manual in such a way as to make it readily at hand if so required.

For additional queries, our Hotline is at your service.

Call +43 / 72 29 / 78 0 40 - DW 250

Operating instructions Max Fire Machines manual.

(SM - 19.05.2003)

---

The text passages and illustrations contained within this document were put together with the greatest amount of care and attention, however, mistakes cannot be completely ruled out.

The manufacturer accepts no legal responsibility or liability in any form with regard to errors in detail, and any consequences that may arise from such errors.

The manufacturer is thankful for any suggestions for improvement or pointers leading to errors.

All rights – including any arising from photomechanical reproduction and storage in electronic or any other medium – are reserved. The program, handbook, and all components are subject to international copyright regulations.

(C) 1996-2003      TAB-Austria  
A-4052 Ansfelden, Haiderstraße 40  
Tel. +43 / 72 29 / 78 0 40 - 0\*, Fax +43 / 72 29 / 78 6 60

All rights reserved.





## Index

<b>INDEX</b>	<b>3</b>
<b>SET-UP POINTERS</b>	<b>4</b>
<b>COMMISSIONING</b>	<b>5</b>
<b>QUICK START INSTRUCTIONS:</b>	<b>7</b>
PROGRAM UPDATE	7
UPDATING THE MACHINE:	7
WEB FUNCTION:	8
MUSIC-BOX FUNCTIONS:	8
EXCHANGING THE MAX FIRE COLOUR OR LIGHTING	8
<b>MACHINE DESCRIPTION</b>	<b>10</b>
OPERATING CONTROLS	10
PC-SYSTEM COMPONENTS IN THE MAX FIRE:	11
OPTIONS	11
<b>MACHINE DIMENSIONS:</b>	<b>12</b>
<b>CORRECTIVE ACTION:</b>	<b>14</b>
ERROR MESSAGES	16
<b>CABLE-PLAN:</b>	<b>19</b>
<b>MUSIC RIGHTS</b>	<b>20</b>
<b>WARRANTY AND LIABILITY</b>	<b>22</b>
<b>END-USER LICENSE AGREEMENT FOR MICROSOFT SOFTWARE</b>	<b>24</b>
<b>ATTACHMENT 1</b>	<b>27</b>





## Set-up pointers

### **Safety regulations for the user:**

- The machine may only be operated in dry rooms, and connected to a safety plug-socket that complies with the relevant safety standards.
- Before starting the machine, it should be allowed to attain room temperature.
- Check the mains voltage before connecting the machines!
- The machine is designed for an alternating voltage of 230V 50Hz, and has an output of 160W.
- The machine may only be operated with a 3.15 amp fuse.
- In cases of breakages to housing parts, protruding wires, machine fires or smashed picture tubes, the machine must be immediately switched off and the mains plug disconnected.
- Defective or bare-wire cables, especially power cables and plug connectors, must be replaced.

### **IMPORTANT!**

**In such cases, ensure machine contact is avoided and that it cannot be switched on!**

- When positioned alongside other machines, interference in normal operation may occur.
- Pay attention to the licensing terms and conditions beginning on page 19.




## Commissioning

Every machine is factory tested and delivered in a preset condition.

We recommend you wait for 15 minutes, so that the display can attain optimum operating temperature.


Due to the effects of differences in temperature, it is possible that the display and touch-screen settings are incorrect. Therefore, we recommend the following procedure **ALWAYS** be adhered to when commissioning for the first time:

- 1) **Switch on the machine** (switch is located on the rear side), the machine starts automatically;
- 2) **Display the test-mode:** Firstly open the lower front doors, followed by the upper front doors. Here, the test switch can be found to the upper right on the front doors (illustration 1). Now, whilst the machine is still in the main menu, activate the test switch. The Max Fire test-mode appears on the monitor.



**Illustration 1**

- 3) **Configuring the test chart:** To do this, press the menu-item "General", and subsequently the "Test-Chart" item, whereupon the test-chart appears. With the aid of the regulator board, which can be found on the inside of the front door (illustration 2), you can set the maximum possible height and width of the chart. As soon as the results appear to be satisfactory, touch the test-chart to return to the test-mode "General" screen.



**Illustration 2**



- 4) **Calibrating the touch screen:** Press the menu-item “Calibration” and position yourself directly to the front of the machine at an angle of 90°. Now, follow exactly the instructions displayed on the monitor.
- 5) **Configuring the volume:** Whilst in the “General” screen, press the push-button “Configure Volume”. Using the -/+ push-buttons, set the desired volume for Standby - Mode.
- 6) By pressing the **push-button “Return”** you are once again directed to the “test-mode” main-menu. Switch off the test switch and the game area will automatically restart.





## Quick start instructions:

### Program Update

If a change of software has been implemented and a newer version installed, then the machine must undergo an update.

### Updating the machine:

The Max Fire software can be found on the permanently fixed hard-drive located in the machines PC. The update is carried out by copying the hard-drive of the interchangeable frame board to the permanently fitted hard-drive.

#### Procedure:

- Open the lower and upper front doors
- Fold out the PC
- Switch off the mains supply to the PC using the power-supply
- Connect the update hard-drive to the interchangeable frame board
- Switch on the PC
- The copy procedure begins automatically
- The hard-drive is checked, and if necessary is re-installed. This can lead to a new-start of the machine.
- Copy the general files (GENERAL)
- Copy the language dependent files (for instance, GERMAN, ENGLISH, FRENCH)
- Copy configuration dependant files, and files for the advertising functions
- Wait for the end message "Switch off Max Fire, remove update hard-drive and re-start".
- Switch off the PC
- Remove the update hard-drive from the interchangeable frame
- Re-start the PC
- Test procedure begins automatically  
(Procedure as for copy process)
- Wait for the end message "Hard-drive in order, Switch off and re-start Max Fire"
- Switch off the PC
- Re-start the PC
- Activate the test-mode and carry out calibration of the touch-screen
- Carry out any further desired settings in test-mode
- Deactivate test-mode





After copying the data, the hard-drive will automatically carry out an examination of the contents during the next start-up procedure.

The examination can also be started manually at a later point in time (see page 10).

**After the update, the touch-screen must be recalibrated.**

### **Web function:**


As an optional extra, your Max Fire can be made Web-compatible by fitting a modem or network card. Thanks to this, it is possible to use your Max Fire to send e-mails or to surf in the World Wide Web. A detailed description of the functions and settings can be found in the software manual.

### **Music-box functions:**

Here you can choose your personal musical wish from an abundance of music titles or search through the list of “**Top Hits**”. There are also various subdivisions such as Oldies, Up-to-Date and New, from which to choose. Furthermore, the artiste’s and / or CD cover is displayed. When in standby mode, background music is played until a new music title is selected.


### **Exchanging the Max Fire colour or lighting**

- Switch off the machine
- Unplug the lamp cables from the inverter.



**Illustration 3**

- Unscrew these 4 strips out of the machine.




**Illustration 4**





- Loosen any cable tie present. Replace the lamps or the coloured tubes.
- Reassemble in reverse order.



**Illustration 5**

**Caution: The lamps are very sensitive.**





## Machine description

The Max Fire is a modern-styled wall music box, manufactured from laminated steel sheeting and deep-drawn plastic components.

Contained within the machine are an electronic coin acceptor unit, a 15" TFT display (with touch-screen), and a complete PC-system.


## Operating controls

Operation of the Max Fire is carried out by way of the touch-screen.

The test switch can be found on the right side front door in the service area (Illustration 1).

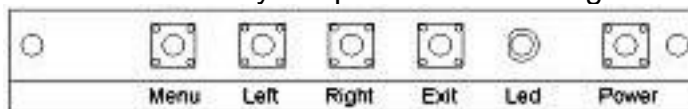
The functions of the tests are explained in detail in the Help-Menu.

The control board for setting brightness, contrast, and image geometry can be found on the inside of the upper front door (Illustration 6).



**Illustration 6**

To set the LCD, press the Menu push-button (illustration 7), and then select Auto using the Left push-button. Confirm your choice by pressing the Menu push-button. The machine automatically adopts the best settings.



**Illustration 7**

## Attention:

Each time the image geometry is adjusted, the touch screen must be newly calibrated (see page 6).





---

## **PC-System components in the Max Fire:**

PC-System (433 MHz) with PCI - Bus and a minimum of 128MB main memory

VGA Graphics card 800 x 600 Pixel resolution, high colour

16-Bit sound card with integrated NF-amplifier

Minimum 30 GB hard-drive

TAB - Interface - Card

Touch-screen controller

## **Options**

Notereader:

NV-4 or NV-5

VDAI connection:

To facilitate data exchange with a data-printer, an additional cable can be ordered.

Alternative settings for the VDAI connection can be found in the Max Fire test-mode, under "Hardware-Settings".

When fitting, ensure exact compliance with the fitting instructions that accompany the add-on kit.

NSM retaining rails:

Using the NSM retaining rails, it is possible to mount the machine on an existing NSM wall cross. Due to the assembly's width, the upper retaining rail protrudes somewhat on both sides.

TAB wall cross:

Using the TAB wall cross and the corresponding retaining rails, it is possible to mount the machine without any lateral protrusions.

NSM wall cross:

Using the TAB wall cross and the corresponding retaining rails, it is possible to mount the machine without any lateral protrusions.





## Machine dimensions:



Weight:	35 kg
Weight with packing:	38 kg
Packaging:	B – 590mm, T – 460mm, H – 790mm
Packaging with pallet:	B – 590mm, T – 460mm, H – 890mm





### EG-Konformitätserklärung

Dokument-Nr.: QZ 1000/027/01/020702

Hersteller: TAB AUSTRIA  
Industrie- und Unterhaltungselektronik GmbH & Co KG

Anschrift: Haider Straße 40  
A-4052 Ansfelden  
Österreich  
Tel.: 07229/78040-0, Fax: 07229/78660

Produktbezeichnung: Wandmusikbox  
Type: MAX FIRE

Das bezeichnete Produkt stimmt mit den Vorschriften folgender Europäischer Richtlinien überein:

Richtlinie: 73 / 23 / EWG  
Richtlinie des Rates zur Angleichung der Rechtsvorschriften der Mitgliedstaaten, betreffend elektrischer Betriebsmittel zur Verwendung innerhalb bestimmter Spannungsgrenzen, geändert durch RL 93 / 68 / EWG.

Richtlinie: 89 / 336 / EWG  
Richtlinie des Rates zur Angleichung der Rechtsvorschriften der Mitgliedstaaten über die elektromagnetische Verträglichkeit geändert durch die RL 91 / 263 / EWG, 92 / 31 / EWG, 93 / 68 / EWG und 93 / 97 / EWG.

Die Übereinstimmung des bezeichneten Produktes mit den Vorschriften der Richtlinien wird nachgewiesen durch die Einhaltung der relevanten Abschnitte folgender Normen:

	Dokumentbezeichnung	Ausgabedatum
Harmonisierte Europäische Normen:	EN 55022	1998
	EN 55024	1998
	EN 60950	2000
	EN 61000-3-2	2000
	EN 61000-3-3	2000

Ausstellender Bereich: GF

Geschäftsführer: Ing. Siegfried Dattl

Ort, Datum: Ansfelden, am 2. April 2002

Rechtsverbindliche  
Unterschrift / Stempel:



Die Erklärung bescheinigt die Übereinstimmung mit den genannten Richtlinien; beinhaltet jedoch keine Zusicherung von Eigenschaften. Die Sicherheitsanweise der mitgelieferten Produktdokumentation sind zu beachten!





## Corrective action:

Fault	Cause of trouble	Remedy
Touch-screen partially dysfunctional	Connection cable from the touch-screen to the PC is defective (the section which is connected to the PC).	Replace connection cable
During start-up, the following message is displayed: MEMORY TEST FAIL	Memory is defective	Replace PC
During start-up, the following message is displayed: NO SOUND-CARD FOUND!!!	Possible poor contact with the soundcard.	Replace PC
White monitor graphics card defective	Graphics cable not connected Graphics cable defective	Replace PC Connect cable Replace cable
Touch-screen no longer functions after PC has been replaced.	Possible total de-calibration	Recalibrate touch-screen (press the red button on the machine and enter the test-mode)
Touch-screen does not function and (or) the LED located on the rear of the PC is blinking	Touch-screen controller or touch-screen cable defective	Check cable connections between the touch-screen and the controller and / or replace defective controller or PC.
No function whatsoever	The mains plug is not plugged in Mains switch is not in the ON position Mains fuse has burned-out	Insert the mains plug into the socket Switch on at the mains switch Replace the fuse
No picture	Monitor's mains cable is not plugged in Video cable is not connected Monitor is defective	Check the monitor's power supply and plug connections. Connect the video cable Replace the monitor
No sound	Volume control is turned off or in lowest position Audio-cable is not connected Defective loudspeaker	Turn up the volume control Connect audio-cable Replace loudspeaker
Coin is incorrectly counted	Incorrect value has been programmed	Check program settings
Inserted coins fall straight through	No power to the coin acceptor unit Foreign matter in the coin acceptor unit Coin channel not assigned Coin acceptor unit defective	Check the power supply Clean coin acceptor unit Reprogram Replace coin acceptor unit





Poor coin acceptance	Foreign matter in the coin acceptor unit	Clean coin acceptor unit
Counter t function	Defective Counter	Replace Counter





## **Error messages**

During the copying procedure, various error messages may appear. The following list details the possible messages:

### **HARDLOCK DONGLE NOT CONNECTED**

The dongle must be connected during the copy procedure, Check the dongle.

### **WRONG DONGLE CONNECTED**

The dongle must be connected during the copy procedure, Check the dongle.

### **UNKNOWN CONFIGURATION**

The update hard-drive does not support the machine's configuration; please have it checked by TAB.

### **OVERWRITE PROTECTION**

Check hard-drive arrangement, otherwise, please have it checked by TAB.

### **PARTITION ERROR**

The hard-drive that is to be updated cannot be set up. Either the hard-drive or the hard-drive cable is defective.

### **MASTERDISK ERROR**

An error has occurred whilst accessing the update hard-drive. Either the update hard-drive or possibly the interchangeable frame and the associated hard-drive cable are defective.

### **SLAVEDISK ERROR**

An error has occurred whilst accessing the hard-drive that is to be updated. Either the hard-drive or the hard-drive cable is defective.

### **MASTER COPY FILES ERROR**

An error has occurred whilst reading from the update hard-drive. Either the update hard-drive or possibly the interchangeable frame and the associated hard-drive cable are defective.

### **SLAVE COPY FILES ERROR**

An error has occurred whilst writing to the hard-drive that is to be updated. Either the hard-drive or the hard-drive cable is defective.

### **NOT COMPLETELY UPDATED**

The update procedure was not fully completed and must be repeated.

### **CHECK FILES ERROR**

The contents of the hard-drive do not match the specified contents. Carry out the update procedure to rectify this. If the problem appears immediately after an update procedure, then either the hard-drive or the hard-drive cable is defective.





## Parts list Max Fire:

Item	Component number	Object short designation	Quantity(KMe)	ME
0100	462930112	Touch-screen controller EX II 1020SC	1,000	ST
0105	22082040	Cover NIRO upper MAX Fire	1,000	ST
0110	210075035	Plastic component Front upper MAX Fire	1,000	ST
0115	831700003	LCD complete for MAX Fire 15	1,000	ST
0120	462982001	CCFL-Inverter	2,000	ST
0125	462981001	CCFL-Backlight Type 275mm x 2.5mm (cord)	4,000	ST
0130	675191165	Hinge upper MAX Fire	1,000	ST
0135	373210094	Door Front upper MAX Fire	1,000	ST
0140	414831001	Board OSD Board Display 15"	1,000	ST
0145	360110716	Cable harness Supply Inverter CCFL	1,000	ST
0150	22082031	Retaining sheet CCFL lateral	2,000	ST
0155	22082033	Retaining sheet CCFL horizontal	2,000	ST
0200	671115507	Combination line filter 4A including 2x fuses 3	1,000	ST
0205	675191465	Lock 20mm STS 624.097 for Silverball-C	2,000	ST
0210	22200921	Securing plate Silverball Compact TVAU	1,000	ST
0215	771200743	Button oval for lid Silverball Compac	1,000	ST
0220	412120260	Loudspeaker SC 5.9 ND 8056	1,000	ST
0225	22082005	Body metal MAX Fire	1,000	ST
0230	675196205	Security bar MAX Fire	1,000	ST
0235	831000036	PC complete Max Fire without Dongle	1,000	ST
0240	675196220	Security bar front upper MAX Fire	1,000	ST
0245	22050500	Hanging bolts for wall machine	4,000	ST
0250	360110609	Cable Audio PC -> Amplifier SILVERBALL -	1,000	ST
0300	360110715	Cable harness Max Fire	1,000	ST
0400	210075031	Plastic component Front lower MAX Fire blue	1,000	ST
0405	373210093	Door Front lower MAX Fire	1,000	ST
0410	675191166	Hinge lower MAX Fire	1,000	ST
0500	464046850	Pad for coin acceptor unit MAX Fire	1,000	ST
0505	10100518	Note reader NV-4 PR134 Screen red	1,000	ST
0510	22031031	Screen for NV-4 Picture Box	1,000	ST
0515	22082805	Holder acceptor MAX Fire	1,000	ST
0520	464138816	Coin acceptor unit NRI MFT GB/Euro	1,000	ST
0600	675196197	Security bar Picture Box	1,000	ST
0605	1112056	Sticker Evotec MAX Fire upper	1,000	ST
0610	1112057	Sticker Evotec MAX Fire lower	1,000	ST
0615	361110135	Cashbox Max Fire	1,000	ST
0620	360141810	Power cable with angled plug an straight piece	1,000	ST
0625	675191465	Lock 20mm STS 624.097 for Silverball-C	1,000	ST
0700	831100005	Software-licence for WIN95 COA from version	1,000	ST
0705	840030075	Export packaging MAX Fire	1,000	ST
	<b>831700003</b>	<b>LCD complete for MAX Fire 15"</b>		
0010	210075032	Plastic component front display Beetle Pro	1,000	ST
0030	831700030	LCD TFT 15" Samsung LTM150XI- A01;250c	1,000	ST
0040	462930201	Touch Screen 15" flat 13-5291-01MA	1,000	ST
0060	360110705	Cable harness power supply MAX Fire	1,000	ST
0070	360110706	Cable harness VGA for LCD TFT 15 MAX Fire	1,000	ST
0080	360110702	Cable harness OSD Board for LCD TFT 15" Sam	1,000	ST



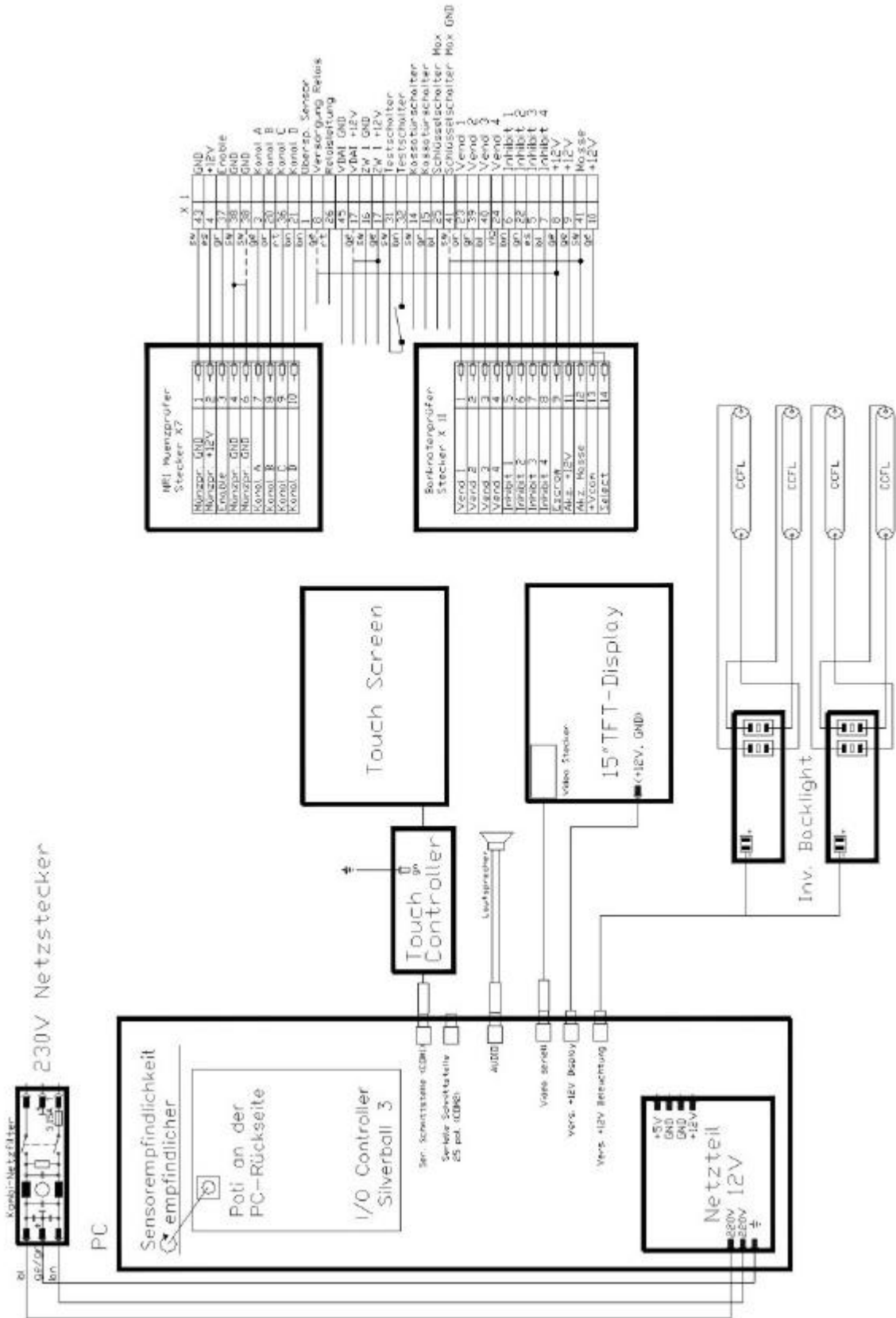


0090	22082030	Retaining sheet Display MAX Fire	1,000	ST
0100	771200755	Blank cover Display 15"	1,000	ST
0110	210075034	Plastic component rear Display Max Fire	1,000	ST
	<b>831000036</b>	<b>PC complete Max Fire without Dongle</b>		
0010	831900027	PC housing Picture Box galvanized GTOUFO70	1,000	ST
0020	22011450	Cover plate PC Picture-Box GTOUFO7000-0	1,000	ST
0030	22011455	Update module PC Picture Box GTOUFO700	1,000	ST
0040	22082032	Retaining sheet Hard-drive PC Picture Box GTO	1,000	ST
0050	831000024	PC Motherboard Acorp 694XT	1,000	ST
0060	831100013	PC Graphics card for Silverball AGP ATI	1,000	ST
0070	831900031	PC fan with board connector	1,000	ST
0080	831900009	PC Interchangeable frame board	1,000	ST
0090	831000040	PC Hard-drive for Silverball	1,000	ST
0100	831000026	PC CPU Celeron 433MHz, Base 370, for S 1	1,000	ST
		PC RAM 128B DIMM 168pin 133MHz for SILVER		
0110	831300016		1,000	ST
0120	831600018	PC Power supply CE Task 250W	1,000	ST
0130	414164058	Board I/O-Controller SB Pro PC	1,000	ST
0140	285260045	Dongle Hardlock	1,000	ST
0150	831900011	PC HDD Cable	1,000	ST
0180	831200012	PC Soundcard SBPCI1282SP bulk for SILVE	1,000	ST
0200	675191166	Hinge lower MAX Fire	1,000	ST
0210	360110657	Cable for Power supply	1,000	ST
0220	831900012	Cable Y Power	1,000	ST





# Cable-plan:





Ansfelden, in March 2000

## Music rights

### DEAR CUSTOMER,

You have acquired our new innovative product "Max Fire" (and / or a computer hard-drive which contains music), which is suitable for playing music in the MP3 format. For this, we congratulate you heartily.

However, we are bound by law to make you aware that you must acquire the corresponding performing rights for playing music in public (play-back of music in restaurants, amusement arcades, and so on), from the appropriate collecting society (in Austria - AKM) by paying the relevant licensing fees. The rights to reproduce music (copying music to other hard-drives), saving music to the hard-drive (not acquired from TAB Austria (no matter from which originating sound storage medium) reproduction of the hard-drive's musical content, and so on), must be acquired from AKM/austro mechana as well as LSG/ifpi. And so, in such cases we request that you make contact with AKM/austro mechana, Baumannstraße 10, 1031 Vienna (Tel.: 0043/(0)1/71787), as well as LSG/ifpi, Schreyvogelgasse 2/5, 1010 Vienna (Tel.: 0043/(0)1/53560350), the appropriate regional office or the appropriate collecting society in your state (see supplement).

The same applies to any possible music-updates that you acquire from TAB Austria. You only acquire the right to copy this music onto one single "Max machine". The rights to copy onto other machines must also be acquired from the abovementioned societies (or from TAB Austria).

Furthermore, we are bound by law to make you aware, that the music you have acquired is purely for public performance, and you may neither give nor sell it to third parties. Through the acquisition of the music, you have also acquired the abovementioned rights, and so **you are not required to pay any additional charges for public performances.**

To conclude, we wish you much success with your new acquisition.

Yours sincerely

Thomas Schardtmüller

Commercial Manager TAB Austria  
TAB Austria, Industrie- und Unterhaltungselektronik GmbH  
Tel.: +43 (0) 7229 / 78040, Fax: +43 (0) 7229 / 78660





**Special terms of business for TAB AUSTRIA Industrie- und Unterhaltungselektronik GmbH, Haiderstrasse 40, A-4052 Ansfelden (short form TAB), for the supply of musical pieces in MP3 format**

1. "The General Terms and Conditions of Business" of TAB AUSTRIA Industrie- und Unterhaltungselektronik GmbH" apply, insofar as they are not amended or supplemented by these stipulations.
2. Upon receipt of musical pieces, you **do not** automatically acquire the rights to reproduce the music. The rights to reproduce music (copying music to other hard-drives), saving music to the hard-drive (not acquired from TAB Austria (no matter from which originating sound storage medium) reproduction of the hard-drive's musical content, and so on), must be acquired from AKM/austro mechana as well as LSG/ifpi. Therefore, in such cases (in Austria) we request that you make contact with AKM/austro mechana, Baumannstraße 10, 1031 Vienna (Tel.: 0043/(0) 1/71787), as well as LSG, Schreyvogelgasse 2/5, 1010 Vienna (Tel.: 0043/(0)1/53560350), the appropriate regional office or the appropriate collecting society in your state.

The music may only be copied onto a machine manufactured by TAB.

The same applies to any possible music-updates that you acquire from TAB.

You only acquire the right to copy this music onto one single "Max

3. The rights to copy onto other machines must also be acquired from the abovementioned societies (or from TAB).
4. The music you have acquired is purely for public performance, and you may neither give nor sell it to third parties. The performing rights for playing music in public (play-back of music in restaurants, amusement arcades, and so on) can be acquired from the appropriate collecting society (in Austria - AKM) by paying the relevant licensing fees.
5. Security stickers are supplied along with the musical pieces on hard-drive. You are obliged to attach the security stickers onto the hard-drive of the machine on which the music is intended to be played. Otherwise, all warranties or possible replacements due to a defective machine or musical pieces lost from a storage medium will become defunct. Similarly, if the security sticker becomes damaged or otherwise is no longer intact, all claims for replacement become defunct.
6. TAB is entitled to inspect the lawfulness of the music copied onto one of their manufactured machines at anytime during the customer's normal business hours.
7. Should one or more of the preceding provisions become legally ineffective or unworkable, then the legal effectiveness of all other provisions remains unaffected. Rather, the legally ineffective and / or unworkable provision is to be replaced by an effective and / or workable provision, which as far as possible achieves the economical purpose of that the original provision pursued.





## Warranty and liability

1. Complaints in respect of new machines supplied by us must be made in writing, and reach the salesperson no later than eight days after receipt of the goods.
2. Wherever latent defects are concerned, complaints can only be made without delay after the fault has been discovered, but no later than three months after receipt of the goods.
3. The TFT LCD display is comprised of more than 1,000,000 Thin-Film Transistors (TFT). A small amount of missing, black, or luminous points is characteristic for TFT LCD technology. However, the TFT LCD display should be exchanged if more than 15 missing, black, or luminous points are present.
4. If a third party has repaired or attempted to repair the supplied goods, then every and any complaint is ruled out; the same applies if the customer does not treat the supplied goods in a proper and workmanlike way. If stickers or seals are removed from machine parts, or damaged in any way, then the warranty for this part expires with immediate effect.
5. Complaints are to be made in writing or via Fax. If TAB is not informed about any possible faults to the goods within good time, in accordance with the preceding clauses, then all warranty claims are ruled out.
6. In the case of warranted complaints, the customer has a right to repairs. The customer is responsible for returning the material-defective goods to TAB. Instead of carrying out repairs, TAB is entitled to supply replacement goods. In the case of a warranted complaint, where the goods have been in the possession of TAB for 4 weeks and have not been repaired, and if the repaired or replacement goods have not been handed over to the transportation agent for shipment to the customer within the same period (at TAB's expense), then the customer is entitled to demand a reduction in the purchase price or an annulment of the contract.
7. As aforesaid they are all warranty informations. Any other warranty are excluded. This does not apply to claims for damages arising from warranted qualities, which are intended to protect the customer against the risk of consequential harm caused by a defect.





8. Claims for damages arising from impossibility of performance, positive breach of an obligation, violation of mutual confidence in the preparation of a contract, and unlawful action, against us as well as our compliance and / or vicarious agent, are ruled out insofar as they are not intentional or grossly negligent.
9. Any and all of the customers warranty claims are not transferable.
10. The sale of used machines is carried out under the exclusion of all.
11. The Name "TAB" is a registered company logo. TAB has the copyrights to all products supplied by TAB. The customer may only use these products within the framework of proper business operations.
12. All cases of claims to recourse for the purposes of paragraph 12 PHG, as well as a liability committee in accordance with paragraph 8, figure 3 PHG are ruled out.





# END-USER LICENSE AGREEMENT FOR MICROSOFT SOFTWARE

**IMPORTANT - READ CAREFULLY:** This End-User License Agreement ("EULA") is a legal agreement between you (either an individual or a single entity) and the manufacturer ("Manufacturer") or the special purpose computing device ("SYSTEM") you acquired which includes certain Microsoft software product(s) installed on the SYSTEM ("SOFTWARE PRODUCT" or "SOFTWARE"). The SOFTWARE includes computer software, the associated media, any printed materials, and any "online" or electronic documentation. By installing, copying or otherwise using the SOFTWARE, you agree to be bound by the terms of this EULA. If you do not agree to the terms of this EULA, Manufacturer and Microsoft Corporation ("Microsoft") are unwilling to license the SOFTWARE to you. In such event, you may not use or copy the SOFTWARE, and you should promptly contact Manufacturer for instructions on return of the unused product(s) for a refund.

## **SOFTWARE LICENSE**

The SOFTWARE is protected by copyright laws and international copyright treaties, as well as other intellectual property laws and treaties. The SOFTWARE is licensed, not sold.

### **1. GRANT OF LICENSE.** This EULA grants you the following rights:

- **Software.** You may use the SOFTWARE as installed on the System.
- **Application Sharing.** The SOFTWARE may contain technology that enables applications to be shared between two or more SYSTEMS, even if an application is installed on only one of the SYSTEMS. You should consult your application license agreement or contact the application licensor to determine whether sharing the application is permitted by its licensor.
- **Storage/Network Use.** If the SOFTWARE PRODUCT is installed on the SYSTEM over an internal network from a server, you must acquire and dedicate a license for the SOFTWARE PRODUCT for each SYSTEM on which the SOFTWARE PRODUCT is used or to which it is distributed. A license for the SOFTWARE PRODUCT may not be shared or used concurrently on different SYSTEMS.
- **Back-up Copy.** If MANUFACTURER has not included a copy of the SOFTWARE on separate media with the SYSTEM, you may make a single copy of the SOFTWARE for use solely for archival purposes with the SYSTEM.

### **2. DESCRIPTION OF OTHER RIGHTS AND LIMITATIONS.**

- **Limitation on Reverse Engineering, Decompilation and Disassembly.** You may not reverse engineer, decompile, or disassemble the SOFTWARE, except and only to the extent that such activity is expressly permitted by applicable law notwithstanding this limitation.
- **Single SYSTEM.** The SOFTWARE is licensed with the SYSTEM as a single integrated product. The SOFTWARE may only be used with the SYSTEM.





- **Rental.** You may not rent or lease the SOFTWARE.
- **Software Transfer.** You may permanently transfer all of your rights under this EULA only as part of a sale or transfer of the SYSTEM, provided you retain no copies, you transfer all of the SOFTWARE (including all component parts, the media, any upgrades or backup copies, and this EULA, and if applicable, the Certificate(s) of Authenticity), and the recipient agrees to the terms of this EULA. If the SOFTWARE is an upgrade, any transfer must include all prior versions of the SOFTWARE.
- **Termination.** Without prejudice to any other rights, Manufacturer or Microsoft may terminate this EULA if you fail to comply with the terms and conditions of this EULA. In such event, you must destroy all copies of the SOFTWARE and all of its component parts.
- **Single EULA.** The package for the SOFTWARE may contain multiple versions of this EULA, such as multiple translations and/or multiple media versions (e.g., in the user documentation and in the software). In this case, you are only licensed to use one (1) copy of the SOFTWARE PRODUCT.

### 3. UPGRADES AND RECOVERY MEDIA.

- If the SOFTWARE is provided by Manufacturer on media separate from the SYSTEM and is labeled "For Upgrade Purposes Only" (Upgrade SOFTWARE), you may install one copy of the Upgrade SOFTWARE onto the SYSTEM as a replacement copy for the SOFTWARE originally installed on the SYSTEM and use it in accordance with Section 1 of this EULA. You may also install additional copies of the Upgrade SOFTWARE as replacement copies onto additional SYSTEMS which are the same brand and model as the SYSTEM and contain a duly licensed copy of the same version and language release of the SOFTWARE ("ADDITIONAL SYSTEMS"), provided that (1) Manufacturer has supplied a corresponding serialised sticker for each additional copy of the Upgrade SOFTWARE, and (2) you affix a serialised sticker per Manufacturer's instructions for each unit of Upgrade SOFTWARE you install.
- If the SOFTWARE is provided by Manufacturer on separate media and labeled as "Recovery Media", you may not make a copy of the SOFTWARE as described in Section 1 for archival purposes. Instead, you may use the Recovery Media solely to restore or reinstall the same version and language release of the SOFTWARE as originally installed on the SYSTEM and thereafter use the SOFTWARE as restored or reinstalled in accordance with Section 1 of this EULA. A single unit of Recovery Media may be used by you to restore or reinstall the SOFTWARE on ADDITIONAL SYSTEMS.

### 4. COPYRIGHT.

- All title and copyrights in and to the SOFTWARE (including but not limited to any images, photographs, animations, video, audio, music, text and "applets," incorporated into the SOFTWARE), the accompanying printed materials, and any copies of the SOFTWARE, are owned by Microsoft or its suppliers. You may not copy the printed materials accompanying the SOFTWARE. All rights not specifically granted under this EULA are reserved by Microsoft.





## 5. PRODUCT SUPPORT.

- Product support for the SOFTWARE is not provided by Microsoft or its subsidiaries. For product support, please refer to Manufacturer's support number provided in the documentation for the SYSTEM. Should you have any questions concerning this EULA, or if you desire to contact Manufacturer for any other reason, please refer to the address provided in the documentation for the SYSTEM.

## 6. LIMITED WARRANTY.

- **Limited Warranty.** Manufacturer warrants that the SOFTWARE will perform substantially in accordance with the accompanying written materials for a period of ninety (90) days from the date of receipt. Any implied warranties on the SOFTWARE are limited to ninety (90) days. Some states/jurisdictions do not allow limitations on duration of an implied warranty, so the above limitation may not apply to you.
- **Customer Remedies.** Manufacturer's and its suppliers' entire liability and your exclusive remedy shall be, at Manufacturer's option, either (a) return of the price paid, or (b) repair or replacement of the SOFTWARE that does not meet the above Limited Warranty and which is returned to Manufacturer with a copy of your receipt. This Limited Warranty is void if failure of the SOFTWARE has resulted from accident, abuse, or misapplication. Any replacement SOFTWARE will be warranted for the remainder of the original warranty period or thirty (30) days, whichever is longer.
- **No Other Warranties.** EXCEPT AS EXPRESSLY PROVIDED IN THE LIMITED WARRANTY SECTION ABOVE, THE SOFTWARE IS PROVIDED TO THE END USER "AS IS" WITHOUT OF ANY KIND, EITHER EXPRESSED OR IMPLIED, INCLUDING, BUT NOT LIMITED TO, WARRANTIES OF NON-INFRINGEMENT, MERCHANTABILITY, AND/OR FITNESS FOR A PARTICULAR PURPOSE. THE ENTIRE RISK OF THE QUALITY AND PERFORMANCE OF THE SOFTWARE IS WITH YOU.
- **No Liability for Consequential Damages.** MANUFACTURER'S SUPPLIERS SHALL NOT BE HELD TO ANY LIABILITY FOR ANY DAMAGES SUFFERED OR INCURRED BY THE END USER (INCLUDING, BUT NOT LIMITED TO, GENERAL, SPECIAL, CONSEQUENTIAL OR INCIDENTAL DAMAGES INCLUDING DAMAGES FOR LOSS OF BUSINESS PROFITS INTERRUPTION, LOSS OF BUSINESS INFORMATION AND THE LIKE), ARISING FROM OR IN CONNECTION WITH THE DELIVERY, USE OR PERFORMANCE OF THE SOFTWARE.

## 7. NOTE ON JAVA SUPPORT.

THE SOFTWARE PRODUCT MAY CONTAIN SUPPORT FOR PROGRAMS WRITTEN IN JAVA. JAVA TECHNOLOGY IS NOT FAULT TOLERANT AND IS NOT DESIGNED, MANUFACTURED, OR INTENDED FOR USE OR RESALE AS ON-LINE CONTROL EQUIPMENT IN HAZARDOUS ENVIRONMENTS REQUIRING FAIL-SAFE PERFORMANCE, SUCH AS IN THE OPERATION OF NUCLEAR FACILITIES, AIRCRAFT NAVIGATION OR COMMUNICATION SYSTEMS, AIR TRAFFIC CONTROL, DIRECT LIFE SUPPORT MACHINES, OR WEAPONS SYSTEMS, IN WHICH THE FAILURE OF JAVA TECHNOLOGY COULD LEAD DIRECTLY TO DEATH, PERSONAL INJURY, OR SEVERE PHYSICAL OR ENVIRONMENTAL DAMAGE.





B137682

Attachment A

COMPANY shall sublicense the Licensed Product to end users by means of a EULA. COMPANY shall provide clear notice to Embedded System customers before or at the time of purchase that the Embedded System contains software that is subject to a license and that customer must agree to that license before it may use the Embedded System. COMPANY shall distribute the EULA in a manner that forms a contract binding the end user to the EULA terms under applicable law. The EULA shall contain (A) the following terms, and (B) any additional EULA terms set forth by MS in the Additional Provisions for the Licensed Product. COMPANY may include additional terms in the EULA, so long as they are no less protective of MS than the terms set forth below. COMPANY shall substitute its name for the bracketed text [COMPANY] in the EULA text. If permitted by COMPANY's other software suppliers for a particular COMPANY Embedded System, COMPANY may substitute for the word "MS" the term "[COMPANY's] software suppliers".

- You have acquired a device ("DEVICE") that includes software licensed by [COMPANY] from Microsoft Licensing Inc. or its affiliates ("MS"). Those installed software products of MS origin, as well as associated media, printed materials, and "online" or electronic documentation ("SOFTWARE") are protected by international intellectual property laws and treaties. The SOFTWARE is licensed, not sold. All rights reserved.
  - ◆ **[APPROVED ALTERNATIVE TEXT IF COMPANY DOES NOT MENTION MS IN THE EULA TEXT:** "You have acquired a device ("DEVICE") which includes software licensed by [COMPANY] from one or more software licensors ("[COMPANY's] Software Suppliers"). Such software products, as well as associated media, printed materials, and "online" or electronic documentation ("SOFTWARE") are protected by international intellectual property laws and treaties. The SOFTWARE is licensed, not sold. All rights reserved."
- **IF YOU DO NOT AGREE TO THIS END USER LICENSE AGREEMENT ("EULA"), DO NOT USE THE DEVICE OR COPY THE SOFTWARE. INSTEAD, PROMPTLY CONTACT [COMPANY] FOR INSTRUCTIONS ON RETURN OF THE UNUSED DEVICE(S) FOR A REFUND. ANY USE OF THE SOFTWARE, INCLUDING BUT NOT LIMITED TO USE ON THE DEVICE, WILL CONSTITUTE YOUR AGREEMENT TO THIS EULA (OR RATIFICATION OF ANY PREVIOUS CONSENT).**
- **GRANT OF SOFTWARE LICENSE.** This EULA grants you the following license:
  - You may use the SOFTWARE only on the DEVICE.
  - **NOT FAULT TOLERANT. THE SOFTWARE IS NOT FAULT TOLERANT. [COMPANY] HAS INDEPENDENTLY DETERMINED HOW TO USE THE SOFTWARE IN THE DEVICE, AND MS HAS RELIED UPON [COMPANY] TO CONDUCT SUFFICIENT TESTING TO DETERMINE THAT THE SOFTWARE IS SUITABLE FOR SUCH USE.**
  - **NO WARRANTIES FOR THE SOFTWARE. THE SOFTWARE is provided "AS IS" and with all faults. THE ENTIRE RISK AS TO SATISFACTORY QUALITY, PERFORMANCE, ACCURACY, AND EFFORT (INCLUDING LACK OF NEGLIGENCE) IS WITH YOU. ALSO, THERE IS NO WARRANTY AGAINST INTERFERENCE WITH YOUR ENJOYMENT OF THE SOFTWARE OR AGAINST INFRINGEMENT. IF YOU HAVE RECEIVED ANY WARRANTIES REGARDING THE DEVICE OR THE SOFTWARE, THOSE WARRANTIES DO NOT ORIGINATE FROM, AND ARE NOT BINDING ON, MS.**
  - **Note on Java Support.** The SOFTWARE may contain support for programs written in Java. Java technology is not fault tolerant and is not designed, manufactured, or intended for use or resale as online control equipment in hazardous environments requiring fail-safe performance, such as in the operation of nuclear facilities, aircraft navigation or communication systems, air traffic control, direct life support machines, or weapons systems, in which the failure of Java technology could lead directly to death, personal injury, or severe physical or environmental damage. Sun Microsystems, Inc. has contractually obligated MS to make this disclaimer.
  - **No Liability for Certain Damages. EXCEPT AS PROHIBITED BY LAW, MS SHALL HAVE NO LIABILITY FOR ANY INDIRECT, SPECIAL, CONSEQUENTIAL OR INCIDENTAL DAMAGES ARISING FROM OR IN CONNECTION WITH THE USE OR PERFORMANCE OF THE SOFTWARE. THIS LIMITATION SHALL APPLY EVEN IF ANY REMEDY FAILS OF ITS ESSENTIAL PURPOSE. IN NO EVENT SHALL MS BE LIABLE FOR ANY AMOUNT IN EXCESS OF U.S. TWO HUNDRED FIFTY DOLLARS (U.S.\$250.00).**
  - **Limitations on Reverse Engineering, Decompilation, and Disassembly.** You may not reverse engineer, decompile, or disassemble the SOFTWARE, except and only to the extent that such activity is expressly permitted by applicable law notwithstanding this limitation.
  - **SOFTWARE TRANSFER ALLOWED BUT WITH RESTRICTIONS.** You may permanently transfer rights under this EULA only as part of a permanent sale or transfer of the Device, and only if the recipient agrees to this EULA. If the SOFTWARE is an upgrade, any transfer must also include all prior versions of the SOFTWARE.
  - **EXPORT RESTRICTIONS.** You acknowledge that SOFTWARE is of US-origin. You agree to comply with all applicable international and national laws that apply to the SOFTWARE, including the U.S. Export Administration Regulations, as well as end-user, end-use and country destination restrictions issued by U.S. and other governments. For additional information on exporting the SOFTWARE, see <http://www.microsoft.com/exporting/>.





**Check all voltages and connectors for any possible irregularities in the machine!**

**If a fault can still not be rectified, please call our Hotline.**

**+43 / 72 29 / 78 0 40 - DW 250**

