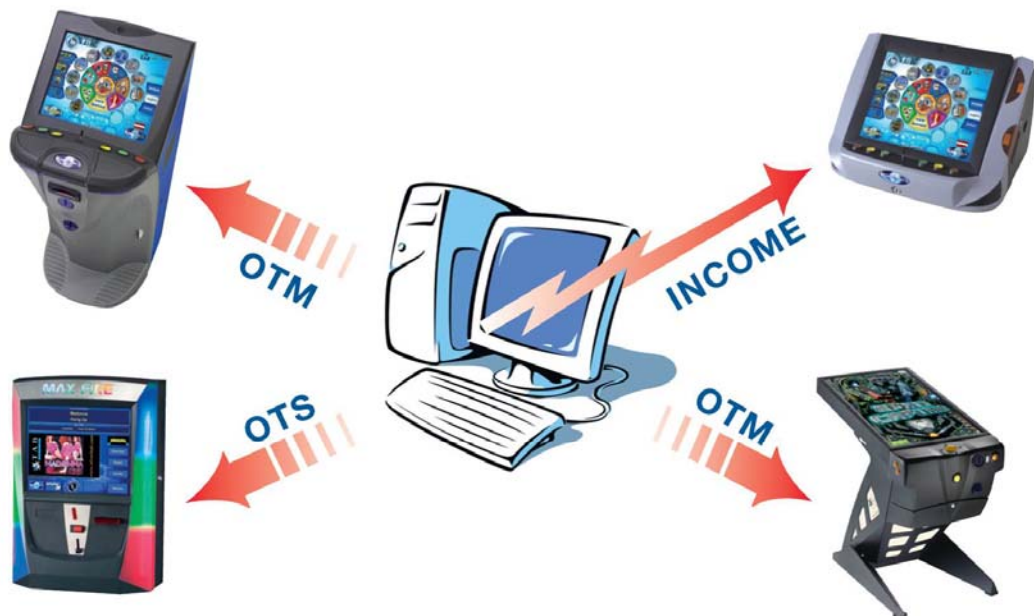


# Online Terminal Management

➔ Better games through innovation!



[www.tab.at](http://www.tab.at)



**TAB-Austria Industrie- und Unterhaltungselektronik GmbH & CoKG**

Haider Strasse 40, A-4052 Ansfelden

Tel.+43 (0)7229/78 040-0\*, Fax +43 (0)7229/78 660, e-mail: [sales@tab.at](mailto:sales@tab.at)

Hotline: +43 (0)7229/78 040-250, e-mail: [hotline@tab.at](mailto:hotline@tab.at)



This **manual** describes the professional use of the **Online Terminal Management** and how to create an own **Tournament!**

## 1) Create an OTM Account

At first you have to create an account. To the Login Window you can get directly with: [www.tab.at/otm](http://www.tab.at/otm) or with the navigation button on the left side on the homepage [www.tab.at](http://www.tab.at) !



### Online Terminal Management Login



Cookies required!

You will be logged in through a SSL-Connection.

If you are not registered, click on 'Register - Get an account'.

Here you can create your own **Online Terminal Management** account!



## 2) Your datas

Now fill in all your datas in the shown window

### OTM registration

Register here for the Online Terminal Management.  
Once you have done so, your own account and secure area will be set up for you on our server.

Please complete and print out this form [register].


Title	<input type="text"/>
Name	<input type="text"/>
Street	<input type="text"/>
Postcode	<input type="text"/>
Town/Place	<input type="text"/>
Country	<input type="text"/>
Telephone	<input type="text"/>
Fax	<input type="text"/>
Contact person	<input type="text"/>
Title	<input type="text"/>
title	<input type="text"/>
Your first name	<input type="text"/>
Your surname	<input type="text"/>
Department	<input type="text"/>
Email (= user ID)	<input type="text"/>
Password (4-10 characters)	<input type="text"/>
Repeat password	<input type="text"/>
Are you already a TAB-Austria customer?	<input type="radio"/> Yes, my customer number (if known): <input type="text"/> <input checked="" type="radio"/> No

In registering, I also give my agreement to receiving important information about the OTM and the products by e-mail

[Back](#)

## 3) Log in

Now you can log in with your Email address and your own password!



**Online Terminal Management Login**


E-Mail (User-ID)

Password

Language Sprache

- Deutsch
- English
- Italiano
- Français
- Español

If you have forgotten your Password, click here.



Cookies required!

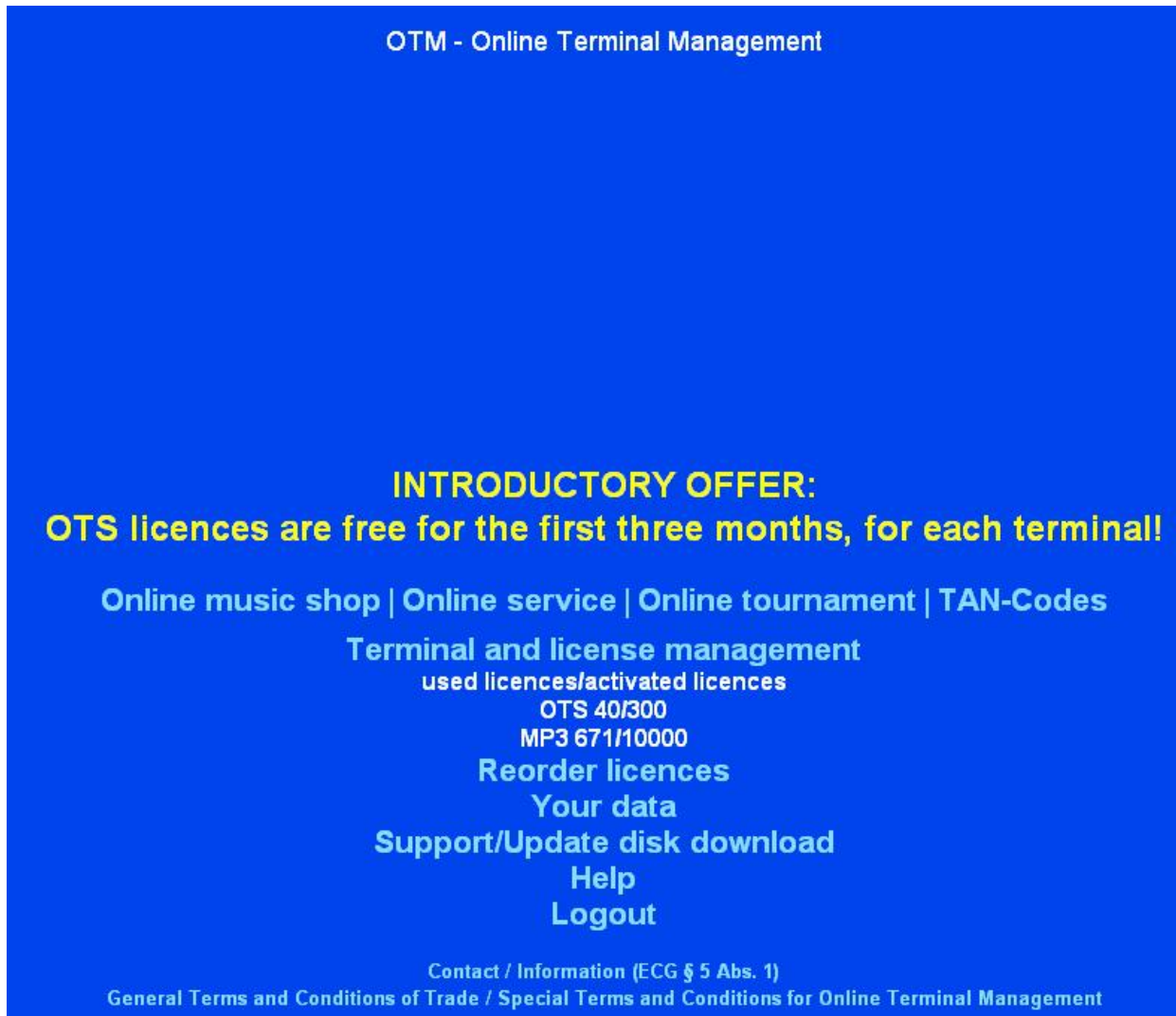
You will be logged in through a SSL-Connection.

If you are not registered, click on 'Register - Get an account'.



#### 4) Online Terminal Management

Now you are in the **Online Terminal Management** main page!



OTM - Online Terminal Management

**INTRODUCTORY OFFER:**  
**OTS licences are free for the first three months, for each terminal!**

Online music shop | Online service | Online tournament | TAN-Codes

Terminal and license management  
used licences/activated licences  
OTS 40/300  
MP3 671/10000  
Reorder licences  
Your data  
Support/Update disk download  
Help  
Logout

Contact / Information (ECG § 5 Abs. 1)  
General Terms and Conditions of Trade / Special Terms and Conditions for Online Terminal Management

Every machine which you want to use in the **OTS** needs **1 license!**

All licenses for all machines are free for the first 3 months, then you have to pay for it!

For the online transfer of music files (MP3 or MPEG) you need MP3-Lizenzen (The number of licenses will be advised from the number of needed music files each month)!



- **Online Music Shop**

Here you can choose new mp3 titles and videos and send it directly to your *Max* machines! The machines get the new datas automatically at the next transfer of the Championsnet datas. This time has been set by you!

With the search navigation bar on the left side you can find your wanted titles fast and easy! After you have selected the titles you will find them in **Order now!**

Now you can choose if you want to download the selected titles or download them!  
Please note that you should have a fast internet connection!



- Online Service

### Establishments


Establishments
Terminals
Ad pages
Logout

Name of establishment	Number	Cashdesk
CL BÜRO	1 Terminal(s)	0
cl büro strato1	2 Terminal(s)	0
CL Machine 1	1 Terminal(s)	59
CL TEST 910	1 Terminal(s)	4
Cosmo Cl büro	1 Terminal(s)	0
Cosmo wk büro	1 Terminal(s)	0
fe	1 Terminal(s)	12
FE Hall Nr.2	1 Terminal(s)	0
gan34	1 Terminal(s)	0
gang	1 Terminal(s)	0
gang34	3 Terminal(s)	0
gp10	2 Terminal(s)	0
gp2	3 Terminal(s)	0
Lucky	1 Terminal(s)	4
mensa	2 Terminal(s)	0
mensatest	1 Terminal(s)	0
pinball_tab tes	1 Terminal(s)	18
power	1 Terminal(s)	0
Schauraum	1 Terminal(s)	0
status	1 Terminal(s)	0
TAB MENSA	1 Terminal(s)	0
TAB Test	1 Terminal(s)	0
TAB UAE	1 Terminal(s)	0
tab_m_test	1 Terminal(s)	0
tabtest	3 Terminal(s)	0
test_tab	1 Terminal(s)	0
TestFE	1 Terminal(s)	0
testl	1 Terminal(s)	0
tfe4	1 Terminal(s)	8
V10 Test_CL	1 Terminal(s)	0
wk büro	1 Terminal(s)	0
wk 49	1 Terminal(s)	22
wk2	1 Terminal(s)	0
Workshop 1	1 Terminal(s)	0
<b>Sum</b>	<b>43 Terminal(s)</b>	<b>127</b>

Back

- [Statement for all establishments with last known status \(of the last transmission\)](#)
- [Statement for all establishments to... \(enter date\)](#)
- [Delete all statements of all terminals until ...](#)
- [Reset TotalIn and TotalOut\(all terminals\)](#)

Here you can see all your establishments with the terminals inside! You can use the shown features



## Terminals

Establishments		Terminals		Ad pages		Logout				
24939	SB/A - 9 m	9.30	gang34	3434			09.12.2004 10:08:09	-	0	EUR
24949	SB/l - 9	9.22	testl	luki	1		09.09.2004 11:36:23	-	0	EUR
24979	VP/D - 2 v ASK-6	2.15	fe	ansfelden	5566		29.09.2004 01:27:13	-	12	EUR
24986	SB/A - 9	9.30	CL Machine 1	@home	Cl Machine 1		21.09.2004 12:18:37	-	59	EUR
24987	SB/A - 7+ m	9.31	wk.49	4949	wk machine		02.12.2004 22:45:53	-	22	EUR
25018	SB/CZ - 9 mk	9.30	gang34	3434			11.10.2004 16:38:55	-	0	CZK
25028	SB/A - 9	9.31	TAB UAE	4052	Ansfelden	TAB intern	09.11.2004 12:31:28	-	0	EUR
25034	SB/UAE - 9	9.22	TAB Test	4052	Ansfelden	TAB Test	12.11.2004 12:36:21	-	0	AED
25082	SB/A - 9	9.30	test_tab	4052/Ansfelden	tabtester		22.11.2004 13:13:34	-	0	EUR
25093	VP/D - 1 ASK-16	2.21	pinball_tab_tes	4052	test		12.12.2004 01:30:07	-	18	EUR
25097	SB/A - 9 m	9.30	tab_m_test	4052	test		03.12.2004 08:29:25	-	0	EUR
25938	MF/D - 1	1.17	gp2	2222			13.12.2004 20:08:31	-	0	EUR
25946	SB/UAE - 9 m	9.22	tabtest	4052	test1122		07.12.2004 14:07:40	06.12.2004 14:05:35	0	AED
25954	SB/UAE - 9 m	9.22	power	qatar	power		07.12.2004 16:27:36	-	0	AED
25992	SB/P - 9 m	9.30	status	4052	0		09.12.2004 09:54:48	-	0	EUR
25995	MV/D - 1	1.03	gp2	2222	tzuu		11.01.2005 09:58:07	-	0	EUR
25998	MF/D - 1	1.18	gp10	1010			14.12.2004 15:51:32	-	0	EUR
26029	SB/A - 9	9.30	TAB MENSA	4052	mensa		13.12.2004 15:35:21	-	0	EUR
X	26037	SB/D - 9 ASK-16	9.30	tabtest	4052	trst	13.12.2004 19:25:37	-	0	EUR
!	26120	SB/A - 9 m	9.30	mensatest	4052	tedt	21.12.2004 14:14:15	-	0	EUR
	26205	SB/A - 10	1.00	cl büro strato1	@home		04.01.2005 18:57:56	-	0	EUR
	26234	SB/D - 10 v ASK-16	1.00	gp10	1010		09.01.2005 12:21:19	-	32,2	EUR
X	26263	VP/A - 2	2.23	tabtest	4052	test	17.01.2005 13:14:46	-	5	EUR
!	26278	SB/D - 10 mk	1.00	wk2	2222		12.01.2005 11:34:32	-	0	EUR
	26288	SB/D - 10 mk	1.00	gp2	2222		28.01.2005 12:17:37	-	0	EUR
	26300	SB/A - 10	1.00	Cosmo Cl büro	@home	cosmo cl buero	17.01.2005 20:40:27	-	0	EUR
	26304	SB/D - 10	1.00	Cosmo wk büro	@home	cosmo wk buero	13.01.2005 21:03:15	-	0	EUR
	26307	SB/A - 10	1.00	cl büro strato1	@home	cl test strato	31.01.2005 22:29:00	-	0	EUR
	26332	SB/D - 10 mk ASK-16	1.00	wk büro	@home	wkbuero	31.01.2005 17:42:56	-	0	EUR
	26334	VP/A - 2	2.24	Lucky	4052	vp links.	31.01.2005 17:08:11	24.01.2005 19:45:33	4	EUR
							Sum		164,2	

- X... terminal is deactivated in OnlineService
- !... terminal hasn't connected for at least 7 days
- !... terminal hasn't connected for at least 21 days

- [Statement for all establishments with last known status \(of the last transmission\)](#)
- [Statement for all establishments to... \(enter date\)](#)
- [Delete all statements of all terminals until ...](#)
- [Reset TotalIn and TotalOut\(all terminals\)](#)

Here you can see all your **terminals** and use them with the shown features



## Advertising pages



Establishment

Ad pages

Logout

You can upload up to 20 ad pages. After that, you can transfer them on your terminals. (Silverball: effective from version 7.10, Virtual Pinball version 1.12)

To upload a new ad page, click on "New Image".

To zoom into an ad page or to delete an ad page, click on the icon beneath the picture.

To assign an ad page to your terminals or to delete an ad page from your terminals, click on the according picture.



New Image

Back

Here you can transfer up to six ad pages on each of your terminals. If there are already six ad pages on a terminal, you first have to delete an ad page, before you can transfer a new one. These ad pages will be displayed on the Virtual Pinball terminals during the standby mode (effective from Version 1.12)

Choose with the aid of the checkboxes, which terminal should get the selected ad page and from which terminals the ad page should be deleted.

M no.	Type	Version	Establishment		Name	Save
<b>Max Fire</b>						
25936	MF/D - 1	1.17	gp2	2222		
25998	MF/D - 1	1.18	gp10	1010		
<b>Max Fire VIDEO</b>						
25995	MV/D - 1	1.03	gp2	2222	tzuu	
<b>Silverball</b>						
23541	SB/A - 9 mk	9.20	CL TEST 910	@home	CL TEST V9.10	
24172	SB/D - 9 mk ASK-16	9.30	Schauraum	@home		
24195	SB/D - 9 v ASK-16	9.10	mensa	@home	test 1	
24224	SB/D - 9 ASK-16	9.10	Workshop 1	@home	Lechitsch	
24263	SB/A - 9	9.20	gang	@home	FE Hall Nr. 1	
24399	SB/A - 9	9.21	FE Hall Nr.2	@home	FE Hall Nr.2	
24475	SB/A - 10	9.21	V10 Test CL	@home	V10 TEST CL	
24627	SB/A - 10	9.22	CL BURO	@home	CL MACHINE 640 nr. 1	
24927	SB/I - 9 m	9.22	gan34	3434		
24930	SB/I - 9 m	9.22	gan34	3434		

Here you can upload your own created advertising pages and then select at which terminal it has to be sent!

The advertising pages will be shown automatically in the **Stand-by** mode after the next data transmission!



- Online Tournament!

## Tournament



**Tournament**    **Layout**    **Logout**

**SILVERBALL**

Show tournaments  
Tournament scores  
Player  
Create tournament  
End tournament  
Delete tournament  
TAB-Tournament starts  
Terminals

**Back**

All of the games are displayed here.

First choose game and then press "display"

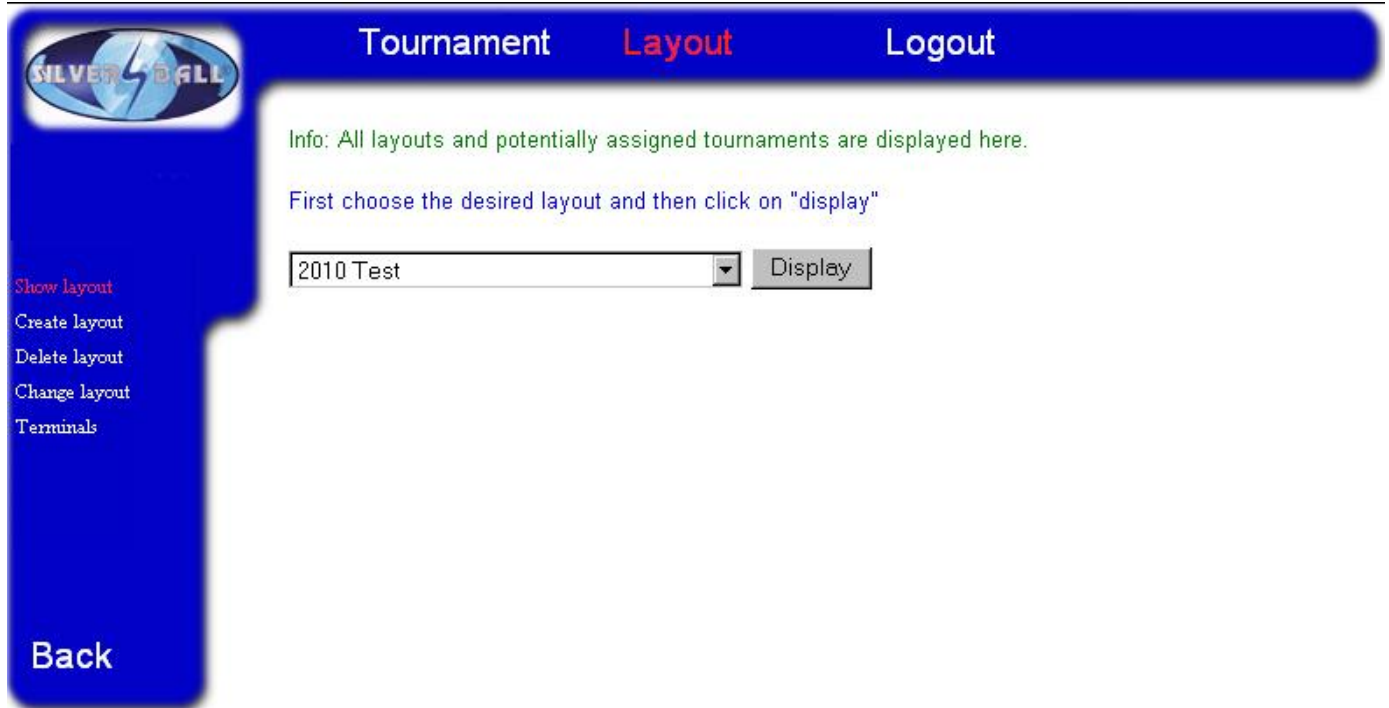
SILVERBALL TURNIER    Display

Here you can see all the running tournament, create a new one, delete one and end one!  
Also you can see the running TAB – tournaments and when there will start!

For the exactly description how to create an own tournament please look at side 14!



## Layouts



Tournament **Layout** Logout

Info: All layouts and potentially assigned tournaments are displayed here.

First choose the desired layout and then click on "display"

2010 Test

Show layout  
Create layout  
Delete layout  
Change layout  
Terminals

Back

Here you can look into a Layout, create a new one, edit one and delete one. Also you can see inside your terminals information!

- **TAN – Codes**

If you want to register a terminal for the Online service or Online tournament you need a TAN – Code!

The TAN-Code have to be give in on the Terminal. After that, the TAN – Code is gone and invalid.

This procedure is for your security, that the terminal will be assigned to 100 percent to your account!



- **Terminal and license management!**

Establishments		Terminals	Logout					
<input type="checkbox"/>	<input type="checkbox"/>	<input type="checkbox"/>	<a href="#">Deactivate</a>	<a href="#">Change name</a>	OT: 21.12.2004 14:13:14 <a href="#">transfer log</a>	OVP: EUR 0,-		
<input checked="" type="checkbox"/>	OS	<input checked="" type="checkbox"/>	<a href="#">Delete</a>	26205 SB/A - 10	1.00	cl büro strato1 @home	OS: 04.01.2005 18:57:56 OT: 04.01.2005 18:58:04 <a href="#">transfer log</a>	OTS: EUR 0,- OVP: EUR 0,-
<input type="checkbox"/>	<input type="checkbox"/>	<input type="checkbox"/>	<a href="#">Deactivate</a>	<a href="#">Change name</a>				
<input checked="" type="checkbox"/>	OT	<input checked="" type="checkbox"/>	<a href="#">Delete</a>	26232 SB/A - 10	1.00	tab_test_centu 4052	test	OTS: EUR 0,-
<input type="checkbox"/>	<input type="checkbox"/>	<input type="checkbox"/>	<a href="#">Deactivate</a>	<a href="#">Change name</a>			OT: 10.01.2005 22:05:57 <a href="#">transfer log</a>	OVP: EUR 0,-
<input checked="" type="checkbox"/>	OS	<input checked="" type="checkbox"/>	<a href="#">Delete</a>	26234 SB/D - 10 v ASK-16	1.00	gp10	1010	OTS: EUR 0,-
<input type="checkbox"/>	<input type="checkbox"/>	<input type="checkbox"/>	<a href="#">Deactivate</a>	<a href="#">Change name</a>			OS: 09.01.2005 12:21:19 OT: 18.01.2005 12:26:45 <a href="#">transfer log</a>	OVP: EUR 0,-
<input checked="" type="checkbox"/>	OS	<input checked="" type="checkbox"/>	<a href="#">Delete</a>	26263 VP/A - 2	2.23	tabtest	4052	OTS: EUR 0,-
<input type="checkbox"/>	<input type="checkbox"/>	<input type="checkbox"/>	<a href="#">Deactivate</a>	<a href="#">Change name</a>			OS: 17.01.2005 13:14:46 OT: 18.01.2005 13:14:55 <a href="#">transfer log</a>	OVP: EUR 0,-
<input checked="" type="checkbox"/>	OS	<input checked="" type="checkbox"/>	<a href="#">Delete</a>	26278 SB/D - 10 mk	1.00	wk2	2222	OTS: EUR 0,-
<input type="checkbox"/>	<input type="checkbox"/>	<input type="checkbox"/>	<a href="#">Deactivate</a>	<a href="#">Change name</a>			OS: 12.01.2005 11:34:32 OT: 12.01.2005 11:34:39 <a href="#">transfer log</a>	OVP: EUR 0,-
<input checked="" type="checkbox"/>	OS	<input checked="" type="checkbox"/>	<a href="#">Delete</a>	26288 SB/D - 10 mk	1.00	gp2	2222	OTS: EUR 0,-
<input type="checkbox"/>	<input type="checkbox"/>	<input type="checkbox"/>	<a href="#">Deactivate</a>	<a href="#">Change name</a>			OS: 28.01.2005 12:17:37 OT: 28.01.2005 12:17:44 <a href="#">transfer log</a>	OVP: EUR 0,-
<input checked="" type="checkbox"/>	OS	<input checked="" type="checkbox"/>	<a href="#">Delete</a>	26300 SB/A - 10	1.00	Cosmo Cl büro @home	cosmo cl buero	OTS: EUR 0,-
<input type="checkbox"/>	<input type="checkbox"/>	<input type="checkbox"/>	<a href="#">Deactivate</a>	<a href="#">Change name</a>			OS: 17.01.2005 20:40:27 OT: 17.01.2005 20:40:35 <a href="#">transfer log</a>	OVP: EUR 0,-
<input checked="" type="checkbox"/>	OS	<input checked="" type="checkbox"/>	<a href="#">Delete</a>	26301 SB/D - 10	1.00	Cosmo wk büro @home	cosmo wk buero	OTS: EUR 0,-
<input type="checkbox"/>	<input type="checkbox"/>	<input type="checkbox"/>	<a href="#">Deactivate</a>	<a href="#">Change name</a>			OS: 13.01.2005 21:03:15 OT: 13.01.2005 13:54:53 <a href="#">transfer log</a>	OVP: EUR 0,-
<input checked="" type="checkbox"/>	OS	<input checked="" type="checkbox"/>	<a href="#">Delete</a>	26307 SB/A - 10	1.00	cl büro strato1 @home	cl test strato	OTS: EUR 0,-
<input type="checkbox"/>	<input type="checkbox"/>	<input type="checkbox"/>	<a href="#">Deactivate</a>	<a href="#">Change name</a>			OS: 31.01.2005 22:29:00 OT: 31.01.2005 22:29:07 <a href="#">transfer log</a>	OVP: EUR 0,-
<input checked="" type="checkbox"/>	OS	<input checked="" type="checkbox"/>	<a href="#">Delete</a>	26332 SB/D - 10 mk ASK-16	1.00	wk büro @home	wkbuero	OTS: EUR 0,-
<input type="checkbox"/>	<input type="checkbox"/>	<input type="checkbox"/>	<a href="#">Deactivate</a>	<a href="#">Change name</a>			OS: 31.01.2005 17:42:58 OT: 31.01.2005 17:43:05 <a href="#">transfer log</a>	OVP: EUR 0,-
<input checked="" type="checkbox"/>	OS	<input checked="" type="checkbox"/>	<a href="#">Delete</a>	26334 VP/A - 2	2.24	Lucky	4052	OTS: EUR 0,-
<input type="checkbox"/>	<input type="checkbox"/>	<input type="checkbox"/>	<a href="#">Deactivate</a>	<a href="#">Change name</a>			OS: 31.01.2005 17:08:11 OT: 31.01.2005 17:08:18 <a href="#">transfer log</a>	OVP: EUR 0,-

- OS... terminal is activated in OnlineService
- OS... terminal is deactivated in OnlineService
- OT... terminal is activated in OnlineTournament
- OT... terminal is deactivated in OnlineTournament
- MP3... Terminal is activated in MP3-Online service
- OVP... Terminal is activated in OVP (the up-to-date SILVERBALL-version is available on this terminal; [Instruction: V-Plus Updatesystem](#))
- \*... OTS is free for the first three months, thereafter, 20 EUR per month are charged
- \*\*... Converted voucher
- ✗... Terminal is deactivated in OTS
- !... terminal hasn't connected for at least 7 days
- ☹... terminal hasn't connected for at least 21 days

Delete: The terminals become deleted completely, data isn't shown any longer.  
 Deactivate: The terminals become deactivated, data is shown further on.  
 In both cases, Terminals aren't sending data any longer, therefore they need no licenses any longer.

Here you see all the informations about each terminal!

If you are using **Online Version Plus** you can set your machine into the newest version. Per example from Version 8 to Version 9! After this, your terminal updates automatically from Version 9.00 to Version 9.1 and so on.

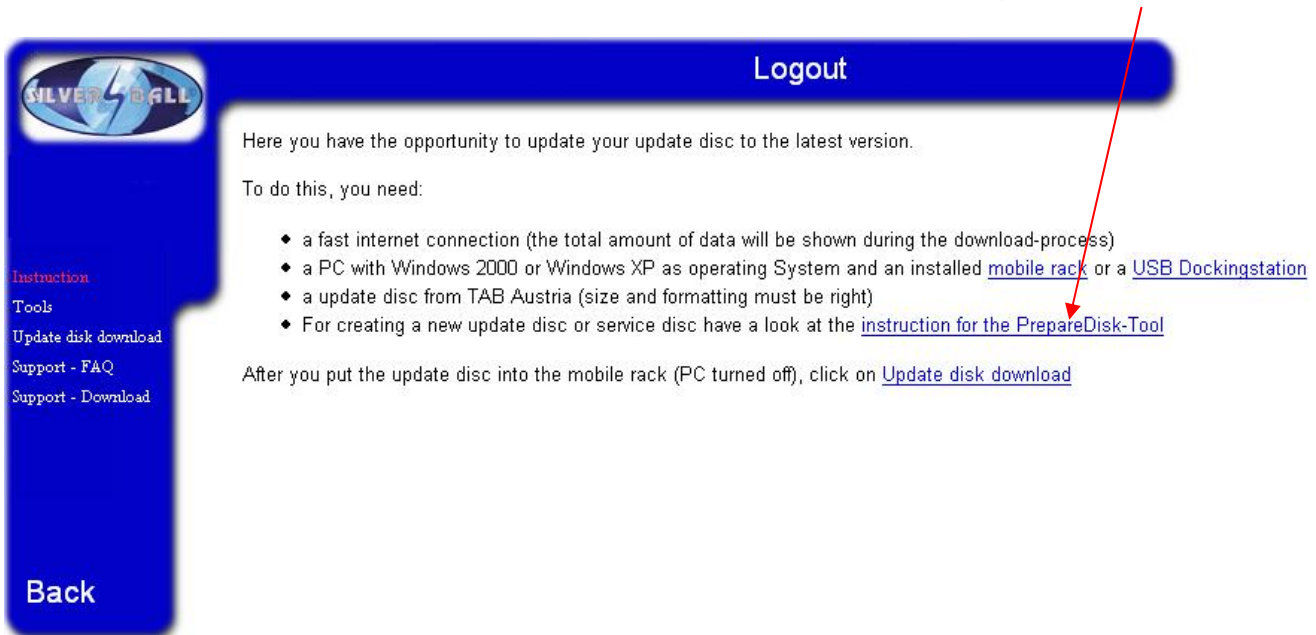
Every day the machine gets connected to our server and is looking for new datas!



- **Support/Update Disc download**

You can download your own Update Master disk directly here!  
With this disc you can update each terminal!  
You just need an USB Dockingstation or a PC Rack and an old update disc !  
You can booth order at TAB Austria!

To create a Servicedisk or Servicestick, you have to download the program “Prepare Tool”.



The screenshot shows a web page with a blue header containing the Silverball logo and a 'Logout' button. The main content area has a blue background and contains the following text:

Here you have the opportunity to update your update disc to the latest version.

To do this, you need:

- a fast internet connection (the total amount of data will be shown during the download-process)
- a PC with Windows 2000 or Windows XP as operating System and an installed [mobile rack](#) or a [USB Dockingstation](#)
- a update disc from TAB Austria (size and formatting must be right)
- For creating a new update disc or service disc have a look at the [instruction for the PrepareDisk-Tool](#)

After you put the update disc into the mobile rack (PC turned off), click on [Update disk download](#)

On the left side, there is a vertical menu with the following items: 'Instruction', 'Tools', 'Update disk download', 'Support - FAQ', and 'Support - Download'. A 'Back' button is located at the bottom left of the page. A red arrow points from the 'instruction for the PrepareDisk-Tool' link in the main text to the 'Instruction' link in the left menu.

**Features of the Prepare Disk tool:**

- Create a Servicedisk / stick
- Create a Max Fire / Video Update disk
- Create a Silverball XP Update disk
- Create a Silverball PRO / Classic Update disk

For the handling of the Prepare Disk tool, read the special technical information carefully!  
You can download this information on the download area of your product in [www.tab.at](http://www.tab.at) .





Logout

Instruction  
Update disk download  
Versions  
System/BIOS  
FAQ  
Manuals  
spare parts catalogues

Back

Step 1: Choose terminaltype

Please choose a terminaltype and then click "Continue..."

- Max Fire
- Max Fire Video
- Silverball / Silverball Max
- Silverball Pro / Silverball Max Pro / Silverball Beetle Pro / Silverball Beetle Max Pro
- Temp
- Virtual Casino
- Virtual Pinball

Attention! The amount of data to transfer can, depending on the update disk, be up to 2,5 GB. Therefore, you should only use the online transfer, if you have an fast internet connector

### **Attention:**

The volume of the datas could be at last about 5 Gigabyte, so its recommended that you are using a fast internet connection!



## • Create an own tournament!

- 1) Choose **Online Tournament!**
- 2) Now go into **Layouts** and choose **create Layout**
- 3) Now you can choose how many stages your Layout should have!

**Tournament Layout Logout**

Info: a layout can be created with up to 3 levels. On each level, you can award 5 prizes for each group.

Choose here how many levels the layout is to have:

**One level:** all terminals are in one group, in which there are 5 joint prizes to be won. Here you can define in the next step whether the registered terminals are to be automatically incorporated or whether you want to add the terminals individually.

**Two levels:** the terminals can be arranged into a desired number of subgroups (1, 2, ...), in which there are each 5 prizes to be won. The subgroups are incorporated into the main group (Root), in which the best players then win the 5 prizes for the main group in addition to prizes for the subgroup. Here you can define in the next step whether the registered terminals are to be automatically incorporated into the subgroups per establishment or whether you want to add the terminals individually.

**Three levels:** the terminals can be arranged into a desired number of subgroups (1/1, 1/2, 2/1, 2/2, ...), in which there are each 5 prizes to be won. These subgroups are arranged into middle groups (1, 2, ...) respectively - you can specify 5 prizes again for each middle group. These middle groups are then incorporated into the main group (Root), in which there are likewise 5 prizes to be won. The best player can therefore win the prizes in the subgroup, middle group and main group. In this case, you always have to add the terminals individually.

Continue...

[Back](#)

- 4) Choose for which machine the tournament has to be (*Silverball* or *Virtual Pinball*)
- 5) Now select the terminals which you want to use

**Tournament Layout Logout**

gang, @home	24263 / SB / A - 9 / FE Hall Nr. 1
gang34, 3434	24930 / SB / I - 9 m /
gp2, 2222	25016 / SB / CZ - 9 mk /
mensa, @home	26288 / SB / D - 10 mk /
mensatest, 4052	24195 / SB / D - 9 v ASK-16 / test 1
mun, test tab	26120 / SB / A - 9 m / test
power, qatar	26010 / SB / D - 9 ASK-16 / testa
Schauraum, @home	25954 / SB / UAE - 9 m / power
status, 4052	24172 / SB / D - 9 mk ASK-16 /
TAB MENSA, 4052	25992 / SB / P - 9 m / 0
TAB Test, 4052 Ansfelden	26029 / SB / A - 9 / mensa
TAB UAE, 4052 Ansfelden	25631 / SB / UAE - 9 / TAB Test
tab_test_centu, 4052	25628 / SB / A - 9 / TAB intern
test_tab, 4052/Ansfelden	26232 / SB / A - 10 / test
testl, luki	25682 / SB / A - 9 / tabtester
V10 Test CL, @home	24949 / SB / I - 9 / 1
wk biro, @home	24475 / SB / A - 10 / V10 TEST CL
wk 49, 4949	26332 / SB / D - 10 mk ASK-16 / wkbusero
wk2, 2222	24987 / SB / A - 7+ m / wk machine
Workshop 1, @home	26278 / SB / D - 10 mk /
	24224 / SB / D - 9 ASK-16 / Lechitech

All

Description of the group

[Back](#)

- 6) Now give the Layout a name
- 7) Choose **Save** to save your own created Layout



8) Now go to **Tournaments** and choose **Create Tournament**



For new created tournaments, you need SILVERBALL version 7.31 or version 8.02 and higher.

Attention: On Silverball Terminal, there are displayed only 2 of your own actual tournaments at the same time!

Choose <GT> to create a multigame tournament and determine the different games at the next site. Gray background Virtual Pinball

\*\*\* particularly suitable for tournament  
\*\* suitable for tournament  
\* less suitable for tournament

Continue... Reset

9) Enter the description of the tournament you want to play

10) Choose the price for one tournament game (Standard 1 Credit)

11) now you can select how many games you want to play in the tournament.  
Choose **1 game** or **5 games or more!**

12) Choose how many days that the tournament should play

13) Now select your own created Layout!

14) Ticker Message:

Here you can add a text which will be automatically shown for advertising on the terminals for your tournament!

15) Set the prices of your tournament!

16) Now you can add your own advertising pages for your tournament!

17) Your tournament has now been saved and will be automatically shown at the next transmission of the data from your terminals!



**Special:**

- All Terminals will receive the datas like new music titles or advertising pages after a **full data transmission**.

Full data transmission at Silverball: Press the left red button and choose **receive datas**

Full data transmission at Virtual Pinball: Move the arrow to **receive datas** and then press the shoot-out button and then the left pinball button

Full data transmission at Max Fire / Video: Choose **full data transmission** in the Championsnet Testmode

**Attention:** When the terminals are receiving the datas automatically from the Championsnet with the time has been set in the Testmode, then this is automatically a **FULL TRANSMISSION!**

- The Tournaments only will be shown, if the terminals all have the correct version with the selected games
- When the terminal is in the Championsnet you cannot change the difficulty of the games

